

At first go to Therap Global's website www.therapglobal.net and then click 'Login to Therap Global' link. In the login page, enter your Login Name, Password & Provider Code and then click the 'Login' button.

English

Login

Login Name


Password

Provider Code

[Forgot Password?](#) [Trouble Logging In?](#)

Step 1:

Click on the "Individual" tab from the Dashboard




Therap Global

Dashboard | Quick Links

Program: No Program Selected

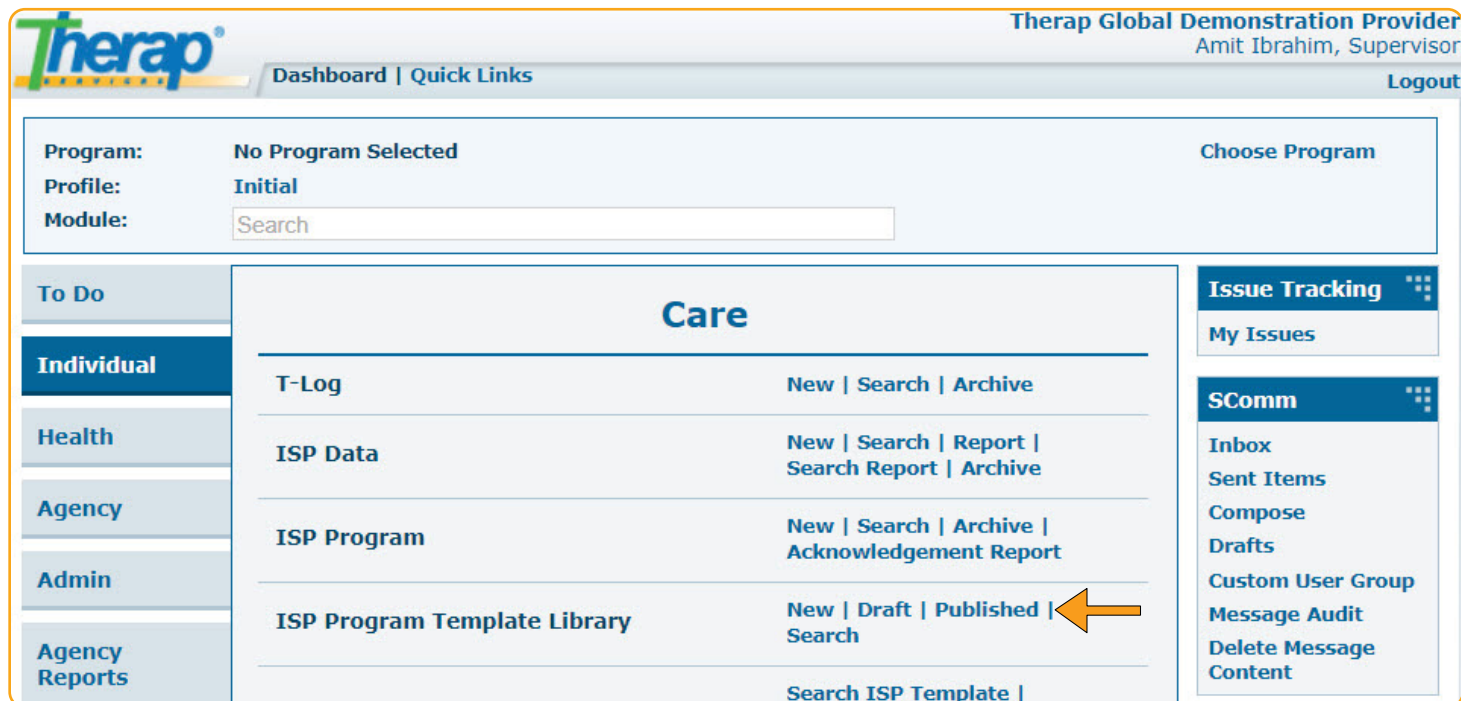
Profile: Initial

Module:

To Do	Modules	High	Medium	Low
Individual	<div>  T-Log - New Search View </div>	2	4	6
Health	<div>  ISP Data - New Search </div>			

Step 2:

Click the **"Published"** link beside the ISP Program Template Library



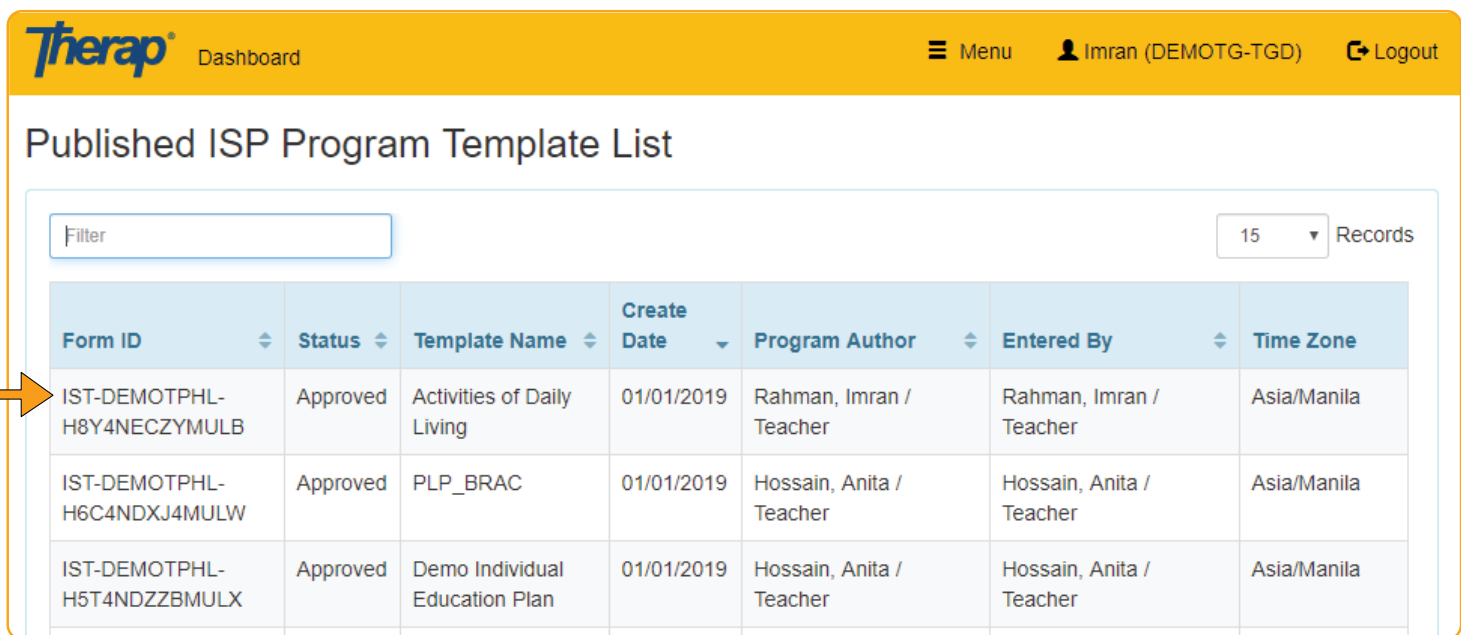
The screenshot shows the Therap Global Dashboard. At the top, it says 'Therap Global Demonstration Provider' and 'Amit Ibrahim, Supervisor'. Below this is a 'Dashboard | Quick Links' bar. The main content area is divided into three sections. On the left is a 'To Do' sidebar with links for 'Individual', 'Health', 'Agency', 'Admin', and 'Agency Reports'. The middle section is titled 'Care' and contains a table with the following rows:

Section	Actions
T-Log	New Search Archive
ISP Data	New Search Report Search Report Archive
ISP Program	New Search Archive Acknowledgement Report
ISP Program Template Library	New Draft Published Search

An orange arrow points to the 'Published' link in the 'ISP Program Template Library' row. Below this row is a 'Search ISP Template |' link. On the right side of the dashboard, there are two more sections: 'Issue Tracking' with a 'My Issues' link, and 'SComm' with links for 'Inbox', 'Sent Items', 'Compose', 'Drafts', 'Custom User Group', 'Message Audit', and 'Delete Message Content'.

Step 3:

Select the specific ISP Program from the list




The screenshot shows the 'Published ISP Program Template List' page. At the top, it says 'Therap Global Dashboard' and 'Imran (DEMOTG-TGD)'. Below this is a 'Menu' button and a 'Logout' button. The main content area is titled 'Published ISP Program Template List'. It features a 'Filter' input field and a '15 Records' dropdown. Below this is a table with the following columns: 'Form ID', 'Status', 'Template Name', 'Create Date', 'Program Author', 'Entered By', and 'Time Zone'.

Form ID	Status	Template Name	Create Date	Program Author	Entered By	Time Zone
IST-DEMOTPHL-H8Y4NECZYMULB	Approved	Activities of Daily Living	01/01/2019	Rahman, Imran / Teacher	Rahman, Imran / Teacher	Asia/Manila
IST-DEMOTPHL-H6C4NDXJ4MULW	Approved	PLP_BRAC	01/01/2019	Hossain, Anita / Teacher	Hossain, Anita / Teacher	Asia/Manila
IST-DEMOTPHL-H5T4NDZZBMULX	Approved	Demo Individual Education Plan	01/01/2019	Hossain, Anita / Teacher	Hossain, Anita / Teacher	Asia/Manila

An orange arrow points to the first row of the table, which is the 'Activities of Daily Living' template.

The ISP Template form looks like this



Therap Global Demonstration Provider
Imran Rahman, Teacher

Dashboard | Quick Links

Logout

ISP Program (Template)

Form ID: IST-DEMOTPHL-H8Y4NECZYMULB
Status: Approved
Entered By: Imran Rahman, Teacher on 06/30/2019 06:46 PM
Approved By: Imran Rahman, Teacher on 06/30/2019 06:46 PM

Program Description

Template Name :	Program Creation Date :
Activities of Daily Living	01/01/2019
Long Term Objective :	Goal/Service :
Students will be able to do his/her daily activities independently.	he/she will take care of himself and maintain personal hygiene.
Reason for Program :	Schedule and Frequency :
For making individual independent and improving personal skills.	Sunday, Tuesday and Thursday
Frequency of Documentation :	Location :
Criteria for Completion :	Maximum Number of Times a Day :
Successful demonstration of each tasks	10
Materials Required :	
	Toothpaste, Brush, Comb etc.

Scoring Details

Scoring Method :	Completion
	Not Applicable
	Declined
	Partially Complete
	Complete

Task(s)

Task Name	Description
Brushing	Brushing teeth by using brush and toothpaste independently
Combing	Combing hair in front of mirror
Tying Shoe	Tying shoes independently

Teaching Method

Teaching Method 1

Demonstration and supervision

Other Details

Type of Service Provider :	
Entered By :	Imran Rahman, Teacher
Program Author :	Imran Rahman, Teacher
Approved By :	Imran Rahman, Teacher
Are Comments required for data collection? :	No
Are Begin Time and End Time or Time Duration required for data collection? :	No
Are Location required for data collection? :	No
Use Scoring Comments? :	No
Default Score :	Not Applicable

Files & Images

Attach File(s) :

Attach Image(s) :

<< Back
Cancel

Discontinue
Display Printable
Copy
Apply to ISP Program

Step 4:

Click "Apply to ISP Program" button from below of the form

Files & Images

Attach File(s) :

Attach Image(s) :

<< Back

Cancel

Discontinue

Display Printable

Copy

Apply to ISP Program

Publish to Global Template Library

Step 5:

Select the specific program from the list

Therap[®] Dashboard

Menu

Imran (DEMOTG-TGD)

Logout

Select Program For ISP Program

All A B C D E F G H I J K L M N O P Q R S T U V W X Y Z


Filter

15 Records

Program Name	Site Name	Program Type	Cost Center Number	Program ID
Morning Shift (PHL)	Demo Site (Philippines)	School		01
Morning Shift_01	Ananda Special School	School		01
Pre-School	Evergreen School for Children with Special Needs	Education		01
Pre-School	.IPIUF	School		01

Step 6:

Select the name of the Individual


Dashboard

Menu
Imran (DEMOTG-TGD)
Logout

Individual List for ISP Program

Program: Morning Shift (PHL) (Demo Site (Philippines))

All A B C D E F G H I J K L M N O P Q R S T U V W X Y Z

Filter
15 Records

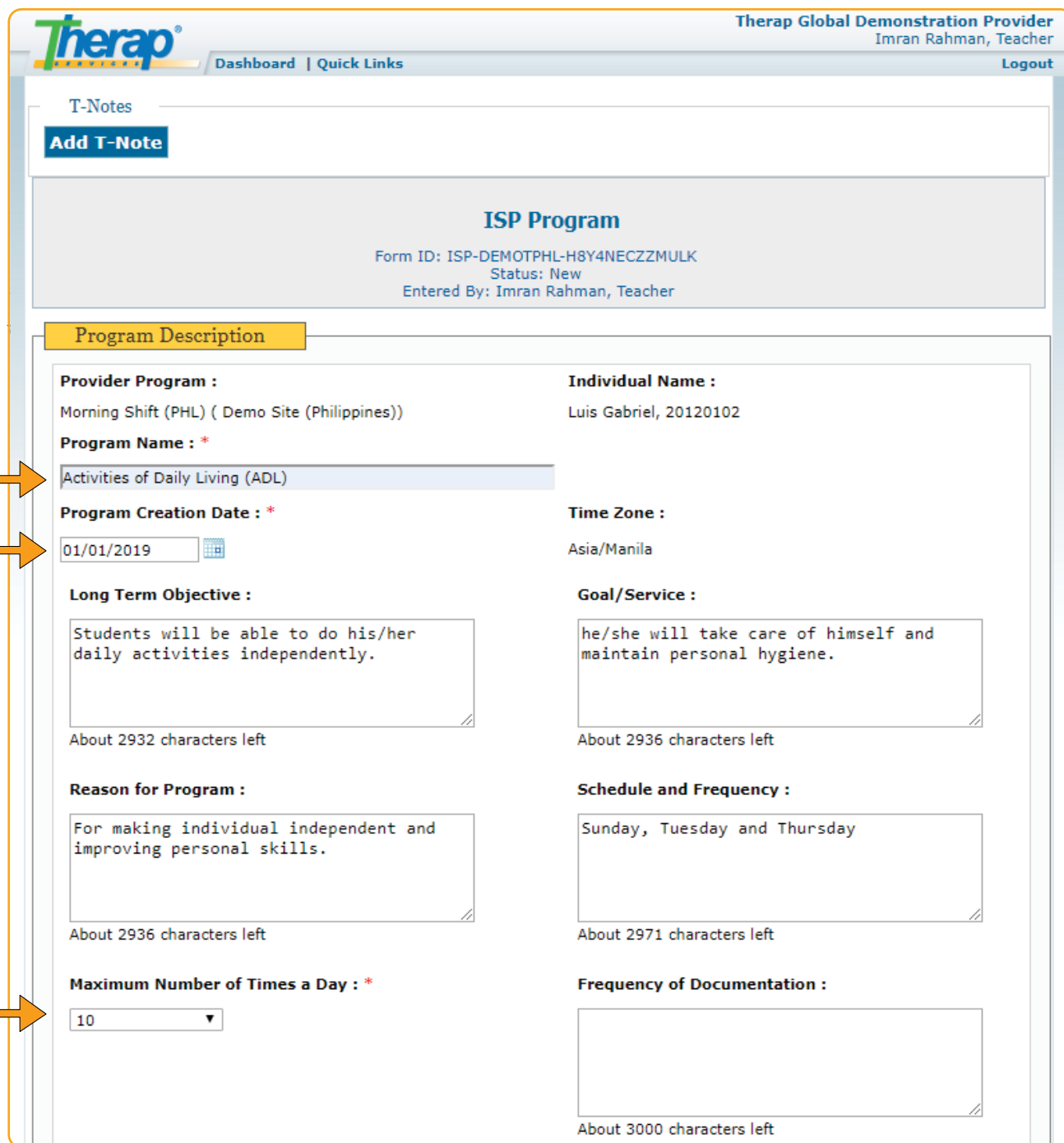
Last Name	First Name	Individual ID
Gabriel	Luis	20120102

Step 7:

7.1: Write the name of the ISP Template

7.2: Fill the Program Creation Date

7.3: Select the maximum number of times for inputting information in a particular day



Therap Global Demonstration Provider
Imran Rahman, Teacher
Logout

Dashboard | Quick Links

T-Notes
Add T-Note

ISP Program
Form ID: ISP-DEMOTPHL-H8Y4NECZZMULK
Status: New
Entered By: Imran Rahman, Teacher

Program Description

Provider Program : Morning Shift (PHL) (Demo Site (Philippines))	Individual Name : Luis Gabriel, 20120102
Program Name : * Activities of Daily Living (ADL)	
Program Creation Date : * 01/01/2019	Time Zone : Asia/Manila
Long Term Objective : Students will be able to do his/her daily activities independently. About 2932 characters left	Goal/Service : he/she will take care of himself and maintain personal hygiene. About 2936 characters left
Reason for Program : For making individual independent and improving personal skills. About 2936 characters left	Schedule and Frequency : Sunday, Tuesday and Thursday About 2971 characters left
Maximum Number of Times a Day : * 10	Frequency of Documentation : About 3000 characters left

Scoring Method and Task will be added based on prior selection

Scoring Details

Scoring Method :

Completion


Not Applicable


Declined

Partially Complete

Complete

Baseline Dates:

From 

To 

Task(s)

Task Name	Description	Baseline Score
Brushing	Brushing teeth by using brush and toothpaste independently	<div>Not Applicable 0 %</div> <div>Declined 0 %</div> <div>Partially Complete 0 %</div> <div>Complete 0 %</div>
Combing	Combing hair in front of mirror	<div>Not Applicable 0 %</div> <div>Declined 0 %</div> <div>Partially Complete 0 %</div> <div>Complete 0 %</div>
Tying Shoe	Tying shoes independently	<div>Not Applicable 0 %</div> <div>Declined 0 %</div> <div>Partially Complete 0 %</div> <div>Complete 0 %</div>

Click the **"Approve"** button from below of the form after putting necessary information

Once approved, you will find a successful message

Page 8