

At first go to Therap Global's website www.therapglobal.net and then click 'Login to Therap Global' link. In the login page, enter your Login Name, Password & Provider Code and then click the 'Login' button.

English

Login

Login Name

Password


Provider Code

Login

[Forgot Password?](#)
[Trouble Logging In?](#)

Step 1:

Click on the "Individual" tab from the Dashboard


Therap Global

Dashboard | Quick Links



Program:

No Program Selected

Profile:

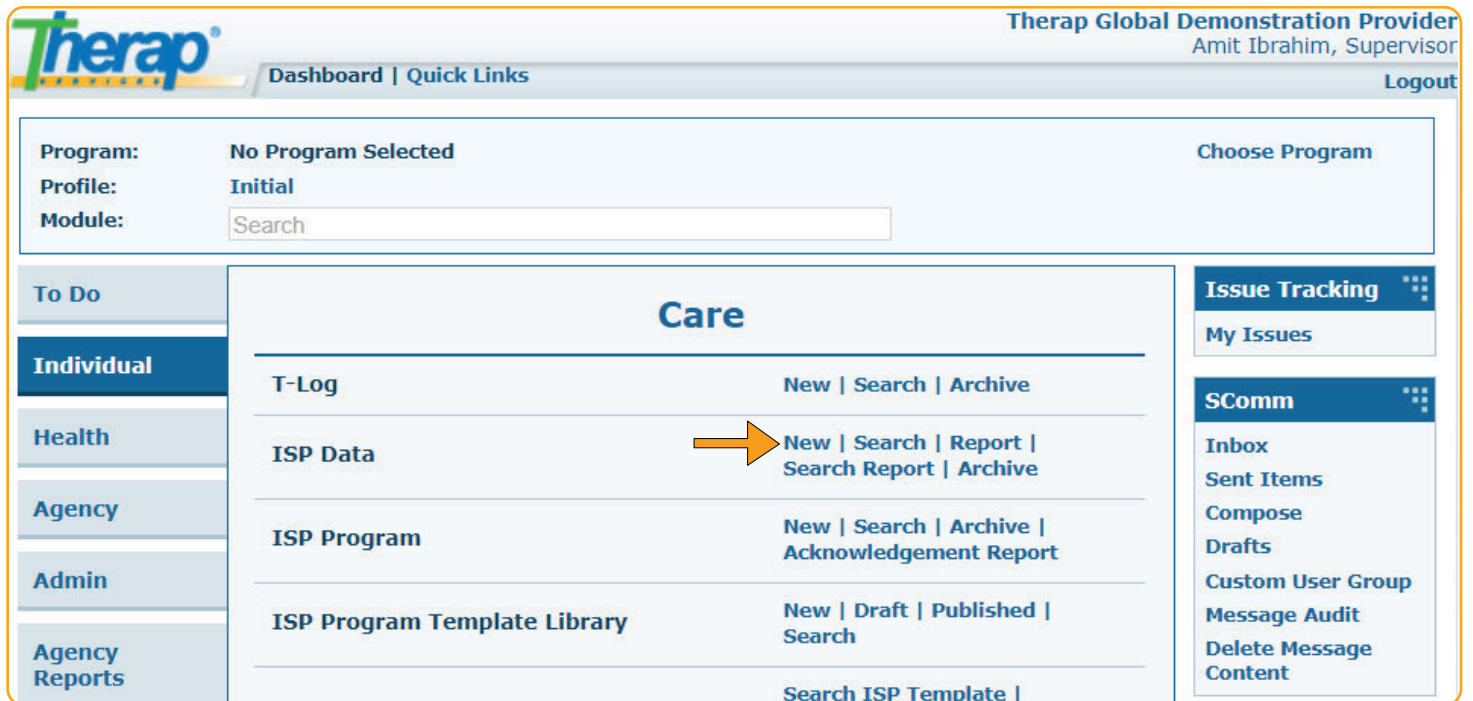
Initial

Module:

To Do	Modules	High	Medium	Low
Individual	<div>  <div>T-Log - New Search</div> </div> <div>View</div>	2	4	6
Health	<div>  <div>ISP Data - New Search</div> </div> <div>At a glance</div>			7

Step 2:

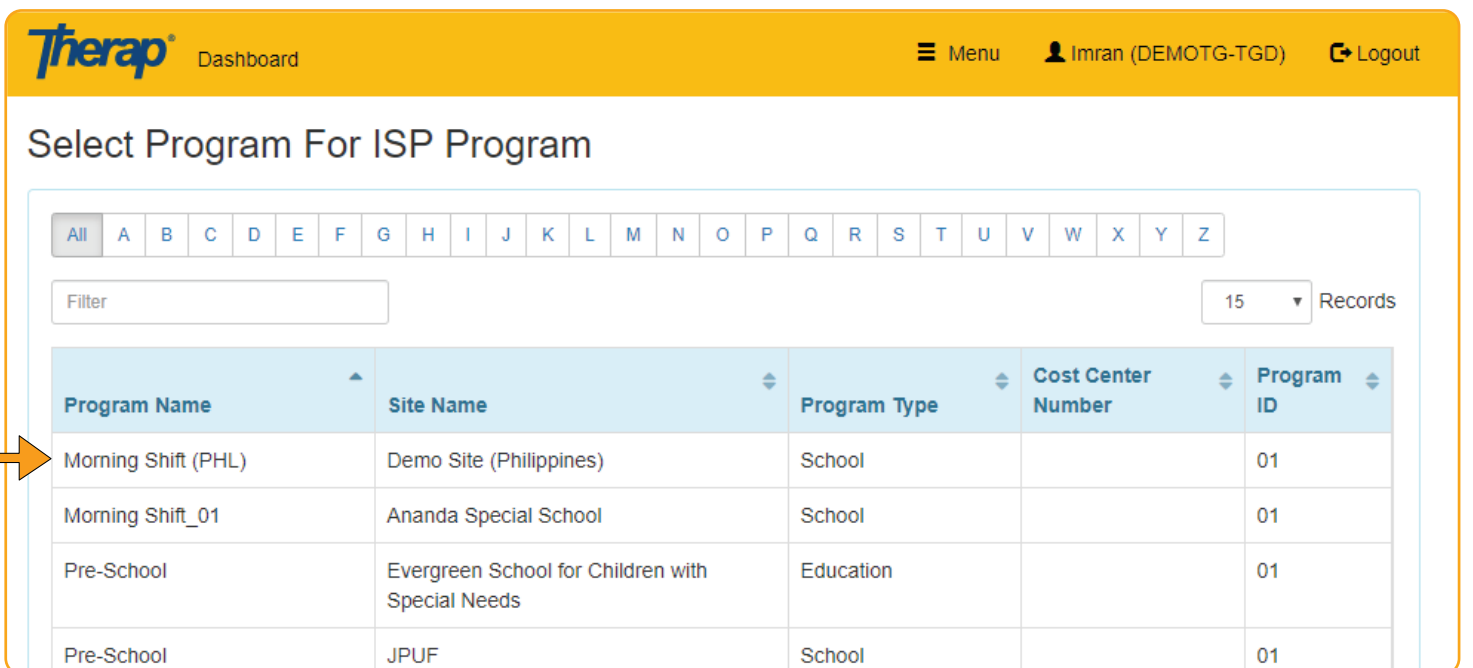
Click on the "New" link beside T-Log



The screenshot shows the Therap Global Dashboard. At the top, it says 'Therap Global Demonstration Provider' and 'Amit Ibrahim, Supervisor'. Below this is a navigation bar with 'Dashboard' and 'Quick Links'. The main content area is divided into three sections. On the left is a sidebar with 'To Do', 'Individual', 'Health', 'Agency', 'Admin', and 'Agency Reports'. The middle section is titled 'Care' and contains a table with four rows: 'T-Log', 'ISP Data', 'ISP Program', and 'ISP Program Template Library'. Each row has a set of links: 'New | Search | Archive' for T-Log, 'New | Search | Report | Search Report | Archive' for ISP Data (highlighted with an orange arrow), 'New | Search | Archive | Acknowledgement Report' for ISP Program, and 'New | Draft | Published | Search' for ISP Program Template Library. On the right is a sidebar with 'Issue Tracking' (My Issues) and 'SComm' (Inbox, Sent Items, Compose, Drafts, Custom User Group, Message Audit, Delete Message Content).

Step 3:

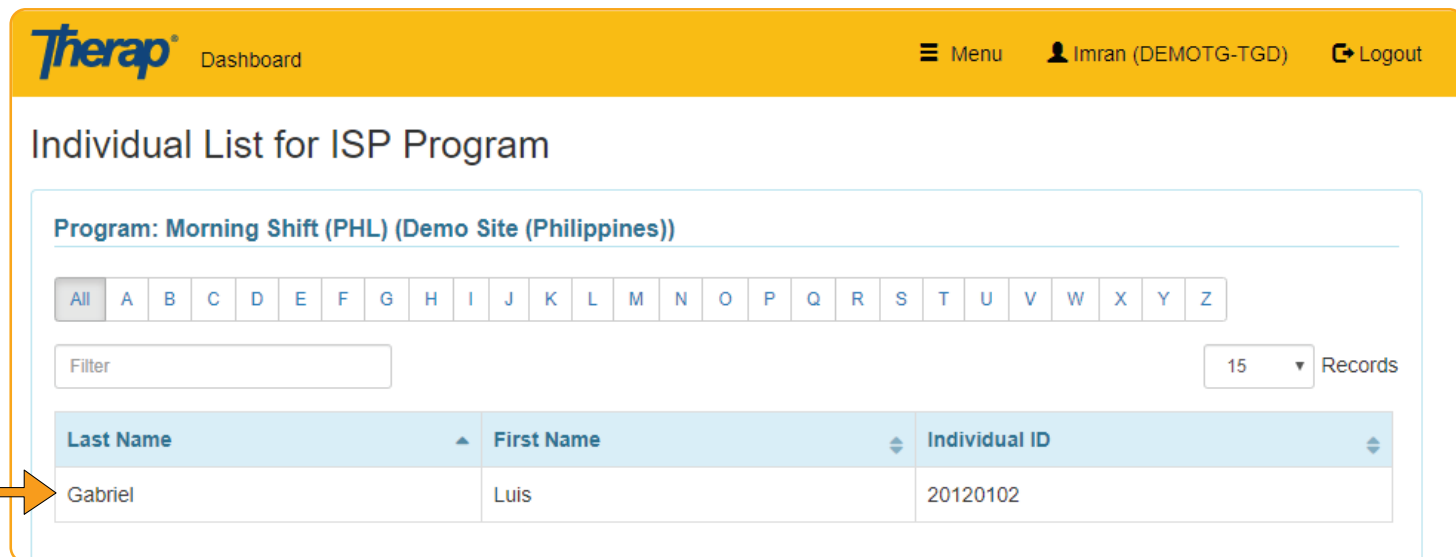
Select the specific ISP Program from the list



The screenshot shows the 'Select Program For ISP Program' screen. At the top, it says 'Therap Global' and 'Dashboard'. Below this is a navigation bar with 'Menu', 'Imran (DEMOTG-TGD)', and 'Logout'. The main content area is titled 'Select Program For ISP Program'. It features a search bar with a 'Filter' label and a dropdown menu showing '15 Records'. Below the search bar is a table with five columns: 'Program Name', 'Site Name', 'Program Type', 'Cost Center Number', and 'Program ID'. The table contains four rows of data: 'Morning Shift (PHL)' (Demo Site (Philippines), School, 01), 'Morning Shift_01' (Ananda Special School, School, 01), 'Pre-School' (Evergreen School for Children with Special Needs, Education, 01), and 'Pre-School' (JPUF, School, 01). An orange arrow points to the first row, 'Morning Shift (PHL)'.

Step 4:

Select the name of the Individual



Therap Dashboard Menu Imran (DEMOTG-TGD) Logout

Individual List for ISP Program

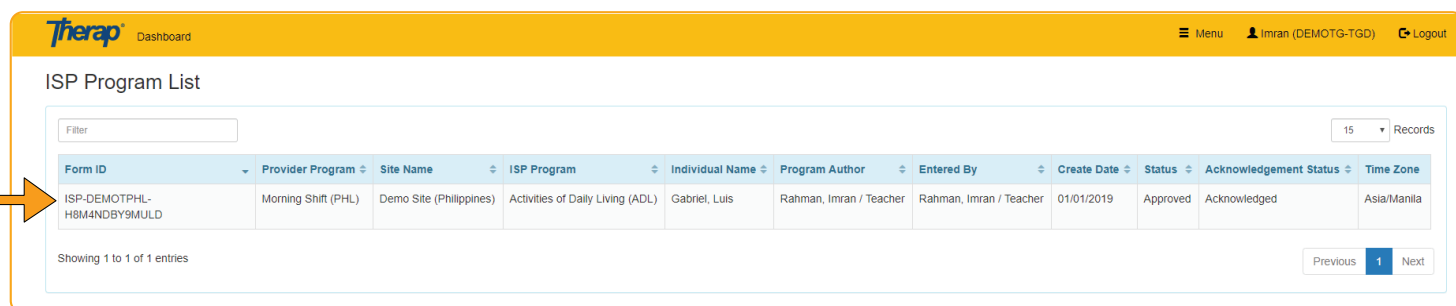
Program: Morning Shift (PHL) (Demo Site (Philippines))

Filter 15 Records

Last Name	First Name	Individual ID
Gabriel	Luis	20120102

Step 5:

Select the specific Program from the list



Therap Dashboard Menu Imran (DEMOTG-TGD) Logout


ISP Program List

Filter 15 Records

Form ID	Provider Program	Site Name	ISP Program	Individual Name	Program Author	Entered By	Create Date	Status	Acknowledgement Status	Time Zone
ISP-DEMOTPHL-H8M4NDBY9MULD	Morning Shift (PHL)	Demo Site (Philippines)	Activities of Daily Living (ADL)	Gabriel, Luis	Rahman, Imran / Teacher	Rahman, Imran / Teacher	01/01/2019	Approved	Acknowledged	Asia/Manila

Showing 1 to 1 of 1 entries Previous 1 Next

Upon selection the form looks like this


Dashboard

Menu
Imran (DEMOTG-TGD)
Logout

ISP Program Approved

Program Description

Program Name	Activities of Daily Living
Provider Program	Morning Shift (PHL)
Individual Name	Luis Gabriel, 20120102
Program Creation Date	01/01/2019
Long Term Objective	Students will be able to do his/her daily activities independently.
Goal/Service	he/she will take care of himself and maintain personal hygiene.
Reason for Program	For making individual independent and improving personal skills.
Schedule and Frequency	Sunday, Tuesday and Thursday
Maximum Number of Times a Day	10
Frequency of Documentation	
Location	
Criteria for Completion	Successful demonstration of each tasks
Target Completion Date	
Materials Required	Toothpaste, Brush, Comb etc.
Maximum Number of Times a Day	10
Frequency of Documentation	
Location	
Criteria for Completion	Successful demonstration of each tasks
Target Completion Date	
Materials Required	Toothpaste, Brush, Comb etc.

Scoring Details

Scoring Method	Completion
Baseline Dates	

Task(s)

Task Name	Description	Baseline Score
Brushing	Brushing teeth by using brush and toothpaste independently	Not Applicable 0 % Declined 0 % Partially Complete 0 % Complete 0 %
Combing	Combing hair in front of mirror	Not Applicable 0 % Declined 0 % Partially Complete 0 % Complete 0 %
Tying Shoe	Tying shoes independently	Not Applicable 0 % Declined 0 % Partially Complete 0 % Complete 0 %

Teaching Method

Description	Demonstration and supervision
-------------	-------------------------------

Other Details

Type of Service Provider	
Entered By	Imran Rahman, Teacher
Approved By	Imran Rahman, Teacher
Program Author	Imran Rahman, Teacher
Time Duration Format	Begin Time and End Time
Are Begin Time and End Time or Time Duration required for data collection?	No
Are Comments required for data collection?	No
Are Location required for data collection?	No
Use Scoring Comments?	No
Default Score	Not Applicable
Editable Service Provider for data collection?	Yes
Billable ISP Program	N/A
Allow collection of multiple task scores for a single day	Yes
Allow data collection with Time Overlap	Yes

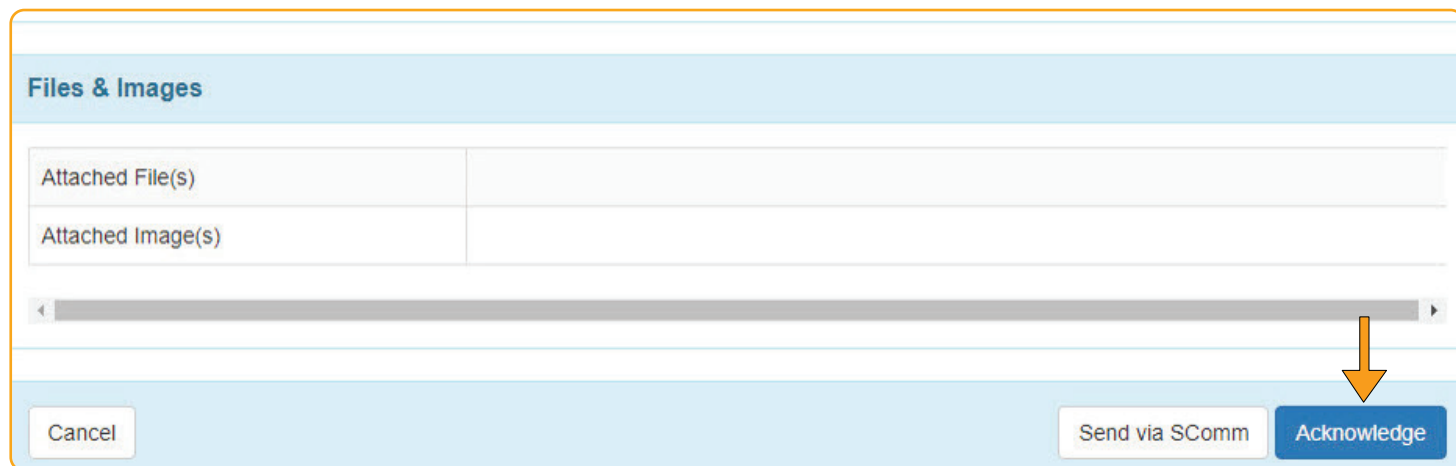
Files & Images

Attached File(s)	
Attached Image(s)	

Cancel
Send via SComm
Acknowledge

Step 6:

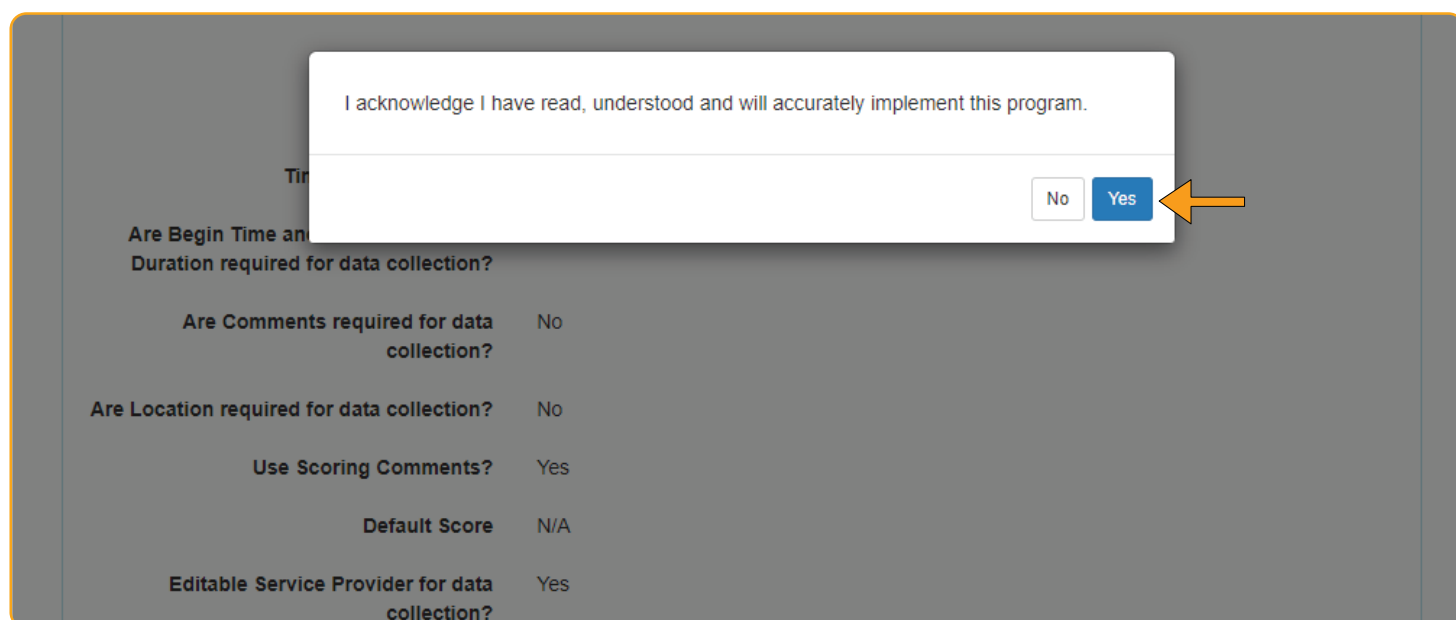
Click "Acknowledge" button from below of the form



Selecting "Acknowledge" is only needed for the first time while recording/collecting an ISP Data, you do not need to do so after that.

Step 7:


Click the "Yes" button for acknowledge



Are Begin Time and Duration required for data collection?	No
Are Comments required for data collection?	No
Are Location required for data collection?	No
Use Scoring Comments?	Yes
Default Score	N/A
Editable Service Provider for data collection?	Yes

Step 8:

Click the “**Submit**” button after selecting the date of recording ISP Data from the calendar


Dashboard

Menu
Imran (DEMOTG-TGD)
Logout

Select Date for ISP Data Collection

Select Date


Program Name

Activities of Daily Living (ADL)

Program Creation Date

01/01/2019

→ Date (mm/dd/yyyy)




Time Zone

Asia/Manila

Back

Submit

The ISP data collection page will look like this


Dashboard

Menu
Imran (DEIMOTG-TGD)
Logout

ISP Data Collection
New

ISP Program Detail

Individual's Name

Luis Gabriel, 20120102

Provider Program

Morning Shift (PHL) (Demo Site (Philippines))

Program Name

Activities of Daily Living (ADL)

Data Collection Detail

Date

01/01/2019

Begin Time

☐ am
☐ pm

End Time

☐ am
☐ pm

Location

Entered By

Imran Rahman, Teacher

Service Provider

Imran Rahman, Teacher

Change Service Provider

Task Scores

Description	Scores/Comments
Brushing teeth independently in front of basin.	<div>N/A (Non Reportable)</div> <div> </div> <div>About 3000 characters left</div>
Combing Hair in front of mirror.	<div>N/A (Non Reportable)</div> <div> </div> <div>About 3000 characters left</div>
Tying shoes independently	<div>N/A (Non Reportable)</div> <div> </div> <div>About 3000 characters left</div>
Independence on Movement and mobility	<div>N/A (Non Reportable)</div> <div> </div> <div>About 3000 characters left</div>
Eating independently	<div>N/A (Non Reportable)</div> <div> </div> <div>About 3000 characters left</div>

Other

Billable

☐ Yes
☐ No

Comment

About 3000 characters left

Back

Cancel

Save

Step 9:

9.1: Select the Type of T-log (that you are going to create)

Task Scores

Description	Scores/Comments
Brushing teeth independently in front of basin.	<div> <div>Partially Complete</div> <div> <div>Select Score</div> <div>Declined</div> <div>Partially Complete</div> <div>Complete</div> <div>N/A (Non Reportable)</div> </div> </div> <div> <div>About 3000 characters left</div> </div>

9.2: Write the specific task in the comment box

Task Scores

Description	Scores/Comments
Brushing teeth independently in front of basin.	<div> <div>Partially Complete</div> <div> <div>Can open the toothpaste tube and put paste on the brush.</div> </div> </div> <div> <div>About 2944 characters left</div> </div>

Step 10:

Click the "Save" button from below of the form after inputting ISP Data

Other

Billable

☐ Yes
 ☐ No

Comment

About 3000 characters left

Back

Cancel

Save

Once saved, you will find a successful message

Therap

Dashboard

Menu

Imran (DEMOTG-TGD)

Logout

The form ISD-DEMOTPHL-H934NEFZJMULY has been successfully saved

Back to Form

Actions

Enter more data for this ISP Program

Enter data on another ISP Program for this individual

Create Report for this Individual

Choose another Program/Site

Choose another individual