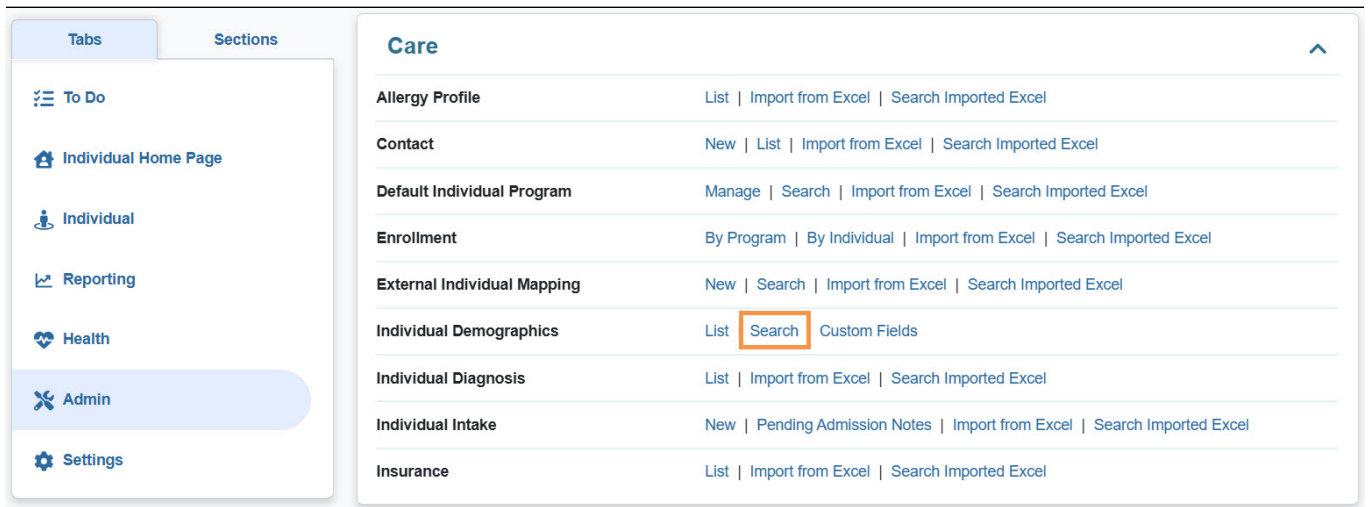


Individual Details

Individual Details allows you to view individual information and generate reports such as Emergency Data Form (EDF), Demographic Report, and other individual-specific data.

For more information, refer to the **IDF Admin** documentation. This section covers the **Individual Details** interface and its various components.

1. Admin - Care - Individual Demographics Search




Section	Actions
Allergy Profile	List Import from Excel Search Imported Excel
Contact	New List Import from Excel Search Imported Excel
Default Individual Program	Manage Search Import from Excel Search Imported Excel
Enrollment	By Program By Individual Import from Excel Search Imported Excel
External Individual Mapping	New Search Import from Excel Search Imported Excel
Individual Demographics	List Search Custom Fields
Individual Diagnosis	List Import from Excel Search Imported Excel
Individual Intake	New Pending Admission Notes Import from Excel Search Imported Excel
Insurance	List Import from Excel Search Imported Excel

2. Individual Search - Individual Search

Individual Demographic Form (IDF) Admitted ⓘ

T-Notes

Individual Angela Mary

Photo 1		Photo 1 Date	
Title	Miss	Gender	Female
First Name	Angela	Last Name	Mary
Middle Name	Ann	Suffix	N/A
Birth Date	05/01/2010	Goes By	Angela
SSN		Medicaid Number	N/A
E-mail	anmary@gmail.com	Phone Number	1234567890
Race	Filipino	Ethnicity / Hispanic Origin	
Tribe		Class Membership	

Residential Address

Attention or in care of

Address 1118 Roxas Boulevard, corner United Nations Avenue, Ermita, Manila, 1000 Metro Manila, Philippines, Philippines

Location

Primary Phone **Secondary Phone**

Additional Phone

Mailing Address

Attention or in care of





Address 1118 Roxas Boulevard, corner United Nations Avenue, Ermita, Manila, 1000 Metro Manila, Philippines, Philippines

Primary Phone **Secondary Phone**

Additional Phone

[View PDFs](#)

- | | | | |
|---|--------------------------------------|---|---------------------------------|
| Address List | Advance Directives | Album | Allergy Profile |
| Assessment List | Attached Files | Case Status | Contact List |
| Custom Fields | Diagnosis List | Guardian List | Health Profile |
| Individual Details | Individual Home Page | Individual Status History | Insurance |
| Pending Admission Notes | Program Enrollments | Shared Contact List | Team Members |

Photo 2			Photo 2 Date	<input type="text" value="08/01/2020"/>	
Height	<input type="text" value="3"/>	<input type="text" value="2"/>			
	Feet	Inch			
Weight Range	<input type="text" value="50"/>	<input type="text" value="52"/>			
	From lbs	To lbs			
Hair Color	<input type="text" value="Black"/>				
Eye Color	<input type="text" value="Brown"/>				
Interpreter Needed	<input type="text" value="No"/>				
Primary Oral Language	<input type="text" value="Other"/>	<input type="text" value="Filipino"/>			
Primary Written Language	<input type="text" value="Other"/>	<input type="text" value="Filipino"/>			
Religion	<input type="text" value="Buddhist"/>				
Citizenship	<input type="text" value="Filipino"/>				
Marital Status	<input type="text" value="Single"/>	Marital Status Date	<input type="text" value="MM/DD/YYYY"/>		
Admission Date	<input type="text" value="01/05/2017"/>	Death Date	<input type="text" value="MM/DD/YYYY"/>		
* Individual's Time Zone	<input type="text" value="Asia/Manila"/>				
Living Arrangement	<input type="text" value="Living with Parent"/>				
Birth Place	<input type="text"/>		<input type="text"/>		
	Street 1	Street 2			
	<input type="text" value="Manila"/>	<input type="text" value="State"/>	<input type="text"/>	<input type="text" value="Philippines"/>	
	City	State	Zip Code	Country	
Characteristics	<input type="text" value="gets a bit hyper at times"/>				
	About 2975 characters left				
Guardian of Self	<input type="text" value="Unknown"/>				

Behavior

Behavior Management

Need to handle her very carefully when she is in a bad mood.

About 2940 characters left

- **Guidelines:** 1. Individualized assessment and treatment planning for each individual. 2. Use of evidence-based practices and interventions. 3. Collaboration with the client and family. 4. Regular monitoring and evaluation of progress. 5. Flexibility in treatment plans. 6. Cultural sensitivity and awareness. 7. Client and family education and support. 8. Documentation and communication. 9. Professional boundaries. 10. Ethical and legal considerations.

Guidelines

Dietary Guidelines

Mary can eat only processed foods

About 2967 characters left

Eating Guidelines

She needs assistance while eating

About 2967 characters left

Communication Modality

- Please Select -

Communication Modality Other

|

Communication Comments

About 3000 characters left

Mobility

Walks on own

Mobility Comments

About 3000 characters left

Supervision

Independent

Supervision Comments

About 3500 characters left

Food Texture

Whole or Normal consistency

Liquid Consistency

Thin

Toileting Status

Requires Physical Assistance/Equi

Bathing Status

Requires Support to Bath/Shower

Mealtime Status

Requires Support to Eat

Referral Source

About 3000 characters left

Do not notify Family/Guardian as there is written advice that they do not want to be notified for incidents defined as Reportable(Medium notification level), Serious Reportable(High notification level) or have Abuse/Neglect specified.

6. 保存済みのデータを更新するには、更新ボタン **Update** をクリックしてください。

Cancel Back Update

Address List	Advance Directives	Album	Allergy Profile
Assessment List	Attached Files	Case Status	Contact List
Custom Fields	Diagnosis List	Guardian List	Health Profile
Individual Demographic Form (IDF)	Individual Home Page	Individual Status History	Insurance
Pending Admission Notes	Program Enrollments	Shared Contact List	Team Members

更新ボタン **Update** をクリックすると、更新が完了します。

The form IDF-DEMOTPHL-G7Q29D7EDMULW has been successfully updated

Back to [Form](#)