

ISP Data Detailed Report

Therap 系統のスーパー ユーザー **Super Admin** は、**Report Library** から、**Report Library** のレポートを管理します。

1. **Agency Reports** から **Report Library** を **View** をクリックしてレポートを管理します。

Program: No Program Selected Profile: Initial Module: <input type="text" value="Search"/>	Choose Program
--	--------------------------------

To Do Individual Health Admin Agency Reports	<h3 align="center">Agency Wide Reports</h3> <table border="1"> <tr> <td>Staff Report</td> <td align="right">View</td> </tr> <tr> <td>Demographic Report</td> <td align="right">View</td> </tr> <tr> <td>Last Login Information</td> <td align="right">View</td> </tr> <tr> <td>Report Library</td> <td align="right">  View Assign Users To Report Assign Reports To User </td> </tr> </table>	Staff Report	View	Demographic Report	View	Last Login Information	View	Report Library	 View Assign Users To Report Assign Reports To User	Issue Tracking New My Issues Classes Overdue Due View Sign ups View Results/Notes Training History Training Profile
Staff Report	View									
Demographic Report	View									
Last Login Information	View									
Report Library	 View Assign Users To Report Assign Reports To User									

2. **List of Reports** から、**Report Name**, **Report Description** を確認し、**Search** をクリックしてレポートを検索します。

List of Reports

Search Reports

Report Name:

ISP Data Detailed Report

Report Description:

Input Tags:

Search

Show All

119 items found, displaying 1 to 15.
[First/Prev] 1, 2, 3, 4, 5, 6, 7, 8 [Next/Last]

Report Name

[Appointment Report - All Appointments Results for Individuals](#)

This report includes Health Tracking Appointments for a given Event Date From/To. The report contains many details of the appointment form including results, therefore, if multiple results are included there will be multiple rows for the same Appointment form.

[Appointment Report with Followup and Previous](#)

This report includes Health Tracking Appointments for a given Event Date From/To. The report contains basic details of the appointment (i.e. Type, Event Date/Time) and lists basic details of any FollowUp Appointment and Previous Appointment.

[Attendance Billing Summary Report](#)

1. This report calculates the unit from duration for the entire day and not for each session. 2. Please do not search with more than one month date range.

[Attendance Record Statistics Report by Program](#)

Please run this report with maximum 12 months date range.

[Attendance Report :: Time Range Overlapping Check Across Multiple Service Per Program](#)

This report will show a listing of individuals who have overlapping attendance entries under the same program. Please do not search with more than 7 days date range.

[Attendance Summary Report with Expanded Details](#)

This report will show attendance and generated billing information, as well as details regarding when an entry was updated. Please do not search more than one month date range.

[Behavior Detailed Report](#)

Details of each Behavior. Please do not search more than two months.

[Business Intelligence User Dashboard Assignment for Provider](#)

This report shows the user information for whom at least one BI dashboard has been assigned. i.e Login name , First Name, Last Name and the corresponding assigned BI dashboard Name and Type along with the Latest Assignment date. Note: The latest assignment date is the latest date of saving the "Assign User Dashboards" page for the user.

[Caseload Report :: User Access on all Individuals](#)

This report lists which individuals a user has on their caseloads and includes the caseload assignment that allows them access to that individual's records.

[Case Note Detailed Report](#)

This report would show case note details similar to regular case note search with two additional columns for Activity type and Location. The note will be displayed once the report is exported to excel. The maximum allowed date range is 13 months.

[Case Note Report :: Case Note with Questionnaire info](#)

This report includes all case notes that have questionnaires included. Questions and answers from the questionnaire will be displayed. Prior to running the report, a user can enter service dates (up to one year date range) and filter results by the questionnaire name or the template name. The questionnaire or template name can be a partial match, meaning it contains a keyword from the title but does not need to include the whole title. They can also be left blank, which would return questionnaire details from all templates/questionnaires.

[Demographic Report :: Top 10 Diagnosis](#)

[Diagnosis Code Report](#)

[Diagnosis Report :: all Individuals with the Program Enrollment and Discharge Date](#)

This report includes diagnosis details such as ICD 10 Diagnosis Code, ICD 10 Description, and Primary Diagnosis (Yes/No) along with basic details from the IDF such as Program Enrollment and Discharge Date.

[Diagnosis Report - All Active Individual \(Without Program\)](#)

<< Back

1. **List of Reports** 0000000000 ISP Data 0000000000 0000000000000000 0000 00000000 000000000000
0000

0000000000000000 **ISP Data Detailed Report- by Individual** 00 **ISP Data Detailed Report-
by ISP Program** 0 000000 00000 00000000

List of Reports

Search Reports

Report Name:

Report Description:

Input Tags:

6 items found, displaying all items.

1

Report Name

ISP Data Detailed Report

Please do not search with more than one month date range.

ISP Data Detailed Report (with geo location, signature, and photo information from ISP Mobile)

This is an ISP data detailed report with additional columns showing if the data was entered using mobile device or not along with Geo Location and also indicates if there is a signature or photo included in the ISP data . The maximum allowed date range for this report is 1 month.

ISP Data Detailed Report - by Individual

ISP Data Detailed Report for the selected individual. Please select a maximum "SIX MONTH" date range at a time.

ISP Data Detailed Report - by ISP Program

Please do not search with more than 6 months date range.

ISP Data Detailed Report - by ISP Program (partial match)

ISP Data Detailed Report for the entered ISP Program. If the ISP Program name is a part of other ISP Programs (partially matched), those will also appear. Please select a maximum "SIX MONTH" date range at a time.

ISP Data Detailed Report - by Program


Please do not search with more than 6 months date range.


<< Back


ISP Data Detailed Report - by Individual

Data Collection Date- From , Data Collection Date- To, Individual 00 0000 00000 0000
Continue 000000 000000 000000

Report Name: ISP Data Detailed Report - by Individual

Data Collection Date - From: 

Data Collection Date - To: 

Individual: 

[<< Back](#)

Continue

Continue ☐ **Export to Excel** ☐

[illegible]

ISP Data Detailed Report - by ISP Program

Data Collection Date- From , Data Collection Date- To, ISP Program Name **Continue**

